

Subject Specific – Effective Revision Guidance GCSE Classes of 2025

| Subject | Examination information | Revision advice |
|---------------------------------------|---|--|
| English Literature AQA 8702 | <p>English Literature Paper 1: Macbeth and Jekyll and Hyde. 1 hour and 45 minutes.</p> <p>English Literature Paper 2: An Inspector Calls/Lord of the Flies, Poetry Anthology and Unseen Poetry. 2 hours and 15 minutes.</p> | <p>Key Advice</p> <ul style="list-style-type: none">• Complete all homework• Learn key quotes• Re-read and annotate your copies of the texts/poems• Practice essay planning and writing timed responses• Know the chronological order of the plays/novels that you have studied <p>Resources</p> <ul style="list-style-type: none">• Revision guides• Google classroom-look for revision material posted by your teachers• YouTube is full of clips on the set texts-look out for clips by Mr. Bruff and Click revision• Buy flashcards and use them to create quote packs for each of the set texts <p>Remember</p> <ul style="list-style-type: none">• Resilience is key, especially with Paper 2• Attempt all questions• Plan your essays before you start |
| English Language AQA 8700 | <p>English Language Paper 1: Fiction - Creative Reading and Writing. <i>1 hour and 45 minutes</i></p> <p>Section A: Reading (1 hour)</p> <ul style="list-style-type: none">• one literature fiction text <p>Section B: Writing (45 minutes)</p> <ul style="list-style-type: none">• descriptive or narrative writing <p>English Language Paper 2: Writer's Viewpoints and Perspectives. <i>1 hour and 45 minutes</i></p> <p>Section A: Reading (1 hour)</p> <ul style="list-style-type: none">• one non-fiction text and one literary nonfiction text <p>Section B: Writing (45 minutes)</p> <ul style="list-style-type: none">• writing to present a viewpoint | <p>Key Advice</p> <ul style="list-style-type: none">• Complete all homework• The single best revision technique is to complete timed attempts of practice questions/papers.• Learn the technique to answer each question.• Remember that marks equate to minutes.• Your vocabulary in your question 5 answers is key; there are many marks available for your vocabulary choices. Wider reading will help you to extend your vocabulary. <p>Resources</p> <ul style="list-style-type: none">• Revision guides.• Google classroom-look for revision material posted by your teachers.• The CPG revision guides (purchase online through Amazon) include practice papers. <p>Remember</p> <ul style="list-style-type: none">• The importance of the writing sections is worth 50% of the entire Language GCSE! |

| | | |
|------------------------------------|---|--|
| <p>Mathematics</p> <p>AQA 8300</p> | <p>Mathematics Paper 1 Non-calculator – 90 minutes – 80 marks</p> <p>Mathematics Paper 2 Calculator – 90 minutes – 80 marks</p> <p>Mathematics Paper 3 Calculator – 90 minutes – 80 marks</p> <p>Any topics can come up on any of the three papers e.g. trigonometry on paper 1 would use the exact values we need to know i.e. 0, 30, 45, 60 and 90 degrees</p> | <p>Key Advice</p> <p>There is a wealth of experience within the Mathematics department.</p> <p>Learning complex new skills and concepts requires thorough consolidation on your own. You need to work independently outside of lessons. This requires you to complete all homework to the best of your ability and enter into a dialogue with your teacher if there are any aspects of the work set that you cannot do.</p> <p>In the run-up to your GCSE, completing as many past papers as possible is key!</p> <p>Resources</p> <ul style="list-style-type: none"> • You will receive a large number of hard copies of past papers with answers and solutions. • We subscribe to four sites. All pupils have been issued with personal logins for these sites • Mathswatch: a fully comprehensive set of video clips, worksheets and exam questions. • MyMaths: interactive lessons on all topics. • Kerboodle: An interactive textbook with examples and exercises. There are video clips linked to the exercises so pupils can work independently. • JustMaths has lots of crossover questions and topics. <p>There are numerous free resources as well and most come with exam questions and video clips.</p> <ul style="list-style-type: none"> • www.mathsgenie.co.uk has exam-style practice on every topic • www.1stclassmaths.com has revision and past paper resources with video instruction • corbettmaths.com has revision and past paper resources with video instruction <p>Remember</p> <ul style="list-style-type: none"> • Completing all the past papers set can lead to a two-grade improvement from the November mock exams. • If you are doing past papers, it is hugely beneficial to check the provided answers first and try and work out what you did wrong before consulting the mark scheme. The mark scheme will help you see where they allocate marks for working out • Attend any revision sessions offered and have regular dialogue with your maths teacher • Make sure you learn all required formulae |
|------------------------------------|---|--|

| | | |
|-------------------------|--|---|
| <p>Combined Science</p> | <p>Biology Paper 1 70 marks, 1 hour 15 minutes Biology topics 1–4: Cell Biology; Organisation; Infection and response; and Bioenergetics.</p> <p>Biology Paper 2 70 marks, 1 hour 15 minutes Biology topics 5–7: Homeostasis and response; Inheritance, variation and evolution; and Ecology.</p> <p>Chemistry Paper 1 70 marks, 1 hour 15 minutes Chemistry topics 8–12: Atomic structure and the periodic table; Bonding, structure, and the properties of matter; Quantitative chemistry; Chemical changes; and Energy changes.</p> <p>Chemistry Paper 2 70 marks, 1 hour 15 minutes Chemistry topics 13–17: The rate and extent of chemical change; Organic chemistry; Chemical analysis; Chemistry of the atmosphere; and Using resources.</p> <p>Physics Paper 1 70 marks, 1 hour 15 minutes Physics topics 18–21: Energy; Electricity; Particle model of matter; and Atomic structure.</p> <p>Physics Paper 2 70 marks, 1 hour 15 minutes Physics topics 22–24: Forces; Waves; Magnetism and electromagnetism</p> | <p>Key Advice</p> <ul style="list-style-type: none"> • Good subject knowledge will help you secure the marks available for recall, which make up 40% of the total. This will provide a firm foundation for the application of facts and concepts that make up another 40% but to guarantee those marks you must practise examination questions. The final 20% comes from analysis and evaluation so learn the required practicals. • Mind maps help to develop the links between key concepts. <p>Resources</p> <ul style="list-style-type: none"> • Combined Science revision guides are available from the science department. • GCSE Bitesize is a useful website but make sure that you are on the Edexcel pages. • Use the past papers available on the AQA website. • Complete the weekly revision HW • For required practicals & general explanations: https://www.freesciencelessons.co.uk/videos <p>Remember</p> <ul style="list-style-type: none"> • Six-mark questions can often be split up into more manageable chunks; consider the use of subheadings in your response. • Never leave a multiple-choice question blank. • Show your workings on calculation questions. • Follow the guidance in the question about decimal places or significant figures. |
|-------------------------|--|---|

| | | |
|----------------|---|---|
| Triple Science | <p><u>Biology</u></p> <p>Paper 1 100 marks, 1 hour 45 minutes Topics 1–4: Cell biology; Organisation; Infection and response; and Bioenergetics.</p> <p>Paper 2 100 marks, 1 hour 45 minutes Topics 5–7: Homeostasis and response; Inheritance, variation and evolution; and Ecology.</p> <p><u>Chemistry</u></p> <p>Paper 1 100 marks, 1 hour 45 minutes Topics 1–5: Atomic structure and the periodic table; Bonding, structure, and the properties of matter; Quantitative chemistry, Chemical changes; and Energy changes.</p> <p>Paper 2 100 marks, 1 hour 45 minutes Topics 6–10: The rate and extent of chemical change; Organic chemistry; Chemical analysis, Chemistry of the atmosphere; and Using resources.</p> <p><u>Physics</u></p> <p>Paper 1 100 marks, 1 hour 45 minutes Topics 1-4: Energy; Electricity; Particle model of matter; and Atomic structure.</p> <p>Paper 2 100 marks, 1 hour 45 minutes Topics 5-8: Forces; Waves; Magnetism and electromagnetism; and Space physics.</p> <p>Questions in paper 2 may draw on an understanding of energy changes and transfers due to heating, mechanical and electrical work and the concept of energy conservation from Energy and Electricity.</p> | <p>Key Advice</p> <ul style="list-style-type: none"> • Good subject knowledge will help you secure the marks available for recall which make up 40% of the total. This will provide a firm foundation for the application of facts and concepts that make up another 40 % but to guarantee those marks you must practise examination questions. The final 20% comes from analysis and evaluation so learn the required practicals. • Mind maps help to develop the links between key concepts. <p>Resources</p> <ul style="list-style-type: none"> • Combined Science revision guides are available in the science department. • GCSE Bitesize is a useful website but make sure that you are on the Edexcel pages. • Use the past papers available on the AQA website. • Complete the weekly revision HW • For required practicals & general explanations: https://www.freesciencelessons.co.uk/videos <p>Remember</p> <ul style="list-style-type: none"> • Six-mark questions can often be split up into more manageable chunks; consider the use of subheadings in your response. • Never leave a multiple-choice question blank. • Show your workings on calculation questions. • Follow the guidance in the question about decimal places or significant figures. • GCSE Bitesize is a useful website but make sure that you are on the Edexcel pages. • Seneca is useful for developing and testing your knowledge • These examinations are very long so you will need to be resilient. |
|----------------|---|---|

| | | |
|---|--|---|
| <p>Geography</p> <p>AQA</p> <p>8035</p> | <p>Paper 1: Living with the Physical Environment - PHYSICAL GEOGRAPHY (35%) 90 minute exam</p> <p>Section A: The challenge of natural hazards Section B: The living world (ecosystems) Section C: Physical landscapes in the UK - rivers and coasts are our chosen options</p> <p>Paper 2: Challenges in the human environment - HUMAN GEOGRAPHY (35%) 90-minute exam</p> <p>Section A: Urban issues and challenges Section B: The changing economic world Section C: The challenge of resource management - water is our chosen option</p> <p>Paper 3: Geographical applications (30%) 75-minute exam</p> <p>Section A: Issue evaluation Section B: Fieldwork</p> | <p>Key Advice</p> <ul style="list-style-type: none"> ● Learn the key geographical vocabulary and key terms. ● Learn what each command word is asking you to do. ● Complete homework in your homework booklets. ● Complete revision using your knowledge organisers for each unit. ● Practice your longer written answers (9 markers) in timed conditions. Make sure you are exploring both sides of an argument or issue. ● Learn your case studies and examples. <p>Resources</p> <ul style="list-style-type: none"> ● Geography Department knowledge organisers. ● Your own flashcards. ● Your teachers! Attend student support sessions (period 6). <p>Remember</p> <ul style="list-style-type: none"> ● Always refer to the figures/resources/ photographs when you are asked to in the exam - even for two-mark questions. ● Always attempt questions even if you are not sure of the answer - this is especially important on the nine-mark questions that have three SPAG marks - as your SPAG will get you marks. ● Use 'linked statements'. These help you write more detailed explanations. So make a point and then develop it further with sentence starters like 'this leads to', 'this results in' and 'this means that'. ● Show your workings on two-mark calculation questions. ● If you are struggling with a distribution question, at the very least give examples of areas e.g. continents, countries, regions and use compass directions. ● Do not muddle up your LICs, NEEs and HICs - choose the right case study/example. |
|---|--|---|

| | | |
|---|---|--|
| <p>History</p> <p>Edexcel</p> <p>1H10</p> | <p>Paper 1, 52 marks (30%), 1 hour 15 minutes: Section A: Whitechapel, c.1870-c.1900 Section B: Thematic study and historic environment: Crime and Punishment, c.1000- present</p> <p>Paper 2, 64 marks (40%), 1 hour 45 minutes: Period study and British depth: Section A, 32 marks (20%): Superpower Relations and the Cold War, 1941-1991 Section B, 32 marks (20%): Early Elizabethan England, 1558-1588. (This paper will have two separate answer booklets; make sure that you are answering in the correct booklet).</p> <p>Paper 3, 52 marks (30%), 1 hour 20 minutes: Modern depth study: Weimar and Nazi Germany, 1918-1939</p> | <p>Key Advice</p> <ul style="list-style-type: none"> • Understand how to analyse sources and analyse interpretation • Regularly practice your longer answer questions, focus on explanation and making references back to the question asked • Learning key events, people, historical terms and dates for each topic • Complete all homework and revise regularly <p>Resources</p> <ul style="list-style-type: none"> • Revision guides • Use of revision booklets for trial examinations given by your teacher • Use the subject-specific words for each topic. • Complete flashcards provided by teachers, the revision booklets would help you to do this thoroughly. • BBC Bitesize. <p>Remember</p> <ul style="list-style-type: none"> • Annotate questions (find command words and key terms, dates etc.) • Attempt every question asked. You will not be marked down for getting something wrong, you will only gain marks for what you know. • Always use the language of the question in your answer. |
|---|---|--|

| | | |
|--|--|---|
| <p>Religious Studies</p> <p>Eduqas Route B</p> | <p>Paper 1: Component 1: Foundational Catholic Theology (Origins & Meaning and Good & Evil) 1 hour 30 minutes. 37.5% of GCSE</p> <p>Paper 2: Component 2: Applied Catholic Theology (Life & Death and Sin & Forgiveness) 1 hour 30 minutes. 37.5% of GCSE</p> <p>Paper 3: Component 3: Judaism 1 hour. 25% of GCSE</p> | <p>Key Advice</p> <ul style="list-style-type: none"> • Learn the meaning of the eight keywords for each topic. • PEEL your answers • Know the theologians, bible stories or artwork that are mentioned in the specification • Make sure answers are supported with Biblical and scholarly views <p>Resources You have these at home or they are on Google Classroom - use them!</p> <ul style="list-style-type: none"> • Revision booklets • Knowledge organisers • Revision Quizzes - Google Classroom • Revision Guide available through your RS teacher <p>Remember</p> <ul style="list-style-type: none"> • Answer every question • The 15-mark evaluation answers are worth half your total marks - You must assess the viewpoints you offer • In Paper 1 - Foundational Catholic Theology you will be asked in the c) question to answer from a Catholic and Jewish OR Christian perspective. |
| <p>French</p> <p>AQA 8658</p> | <p>Listening Written exam: 35 minutes (Foundation Tier), 45 minutes (Higher Tier). 40 marks (Foundation Tier), 50 marks (Higher Tier). 25% of GCSE</p> <p>Speaking 7–9 minutes (Foundation Tier) + preparation time. 10–12 minutes (Higher Tier) + preparation time. 60 marks (for each of Foundation Tier and Higher Tier). 25% of GCSE</p> <p>Reading Written exam: 45 minutes (Foundation Tier), 1 hour (Higher Tier). 60 marks (for each of Foundation Tier and Higher Tier) 25% of GCSE.</p> <p>Writing Written exam: 1 hour (Foundation Tier), 1 hour 15 minutes (Higher Tier). 50 marks at Foundation Tier and 60 marks at Higher Tier. 25% of GCSE</p> | <p>Key Advice</p> <ul style="list-style-type: none"> • All four skills are separate but linked together • Learn vocabulary – words and phrases for listening and reading • For speaking and writing use present tense, past tense and future tense • Include opinions and give reasons • Use complex sentence structures and demonstrate you know word order rules <p>Resources</p> <ul style="list-style-type: none"> • Speaking test booklets • Revision guides • After-school classes • AQA website – past papers • Past papers completed at school • WAGOLL • Thisislanguage.com <p>Remember</p> <ul style="list-style-type: none"> • Every word you learn could be a point in the exam • That one point could move you up a grade |

| | | |
|------------------------------|--|--|
| <p>Spanish AQA 8698</p> | <p>Listening Written exam: 35 minutes (Foundation Tier), 45 minutes (Higher Tier). 40 marks (Foundation Tier), 50 marks (Higher Tier). 25% of GCSE</p> <p>Speaking 7–9 minutes (Foundation Tier) + preparation time. 10–12 minutes (Higher Tier) + preparation time. 60 marks (for each of Foundation Tier and Higher Tier). 25% of GCSE</p> <p>Reading Written exam: 45 minutes (Foundation Tier), 1 hour (Higher Tier). 60 marks (for each of Foundation Tier and Higher Tier) 25% of GCSE.</p> <p>Writing Written exam: 1 hour (Foundation Tier), 1 hour 15 minutes (Higher Tier). 50 marks at Foundation Tier and 60 marks at Higher Tier. 25% of GCSE</p> | <p>Key Advice</p> <ul style="list-style-type: none"> • All four skills are separate but link together • Learn vocabulary – words and phrases for listening and reading • For speaking and writing use present tense, past tense and future tense • Include opinions and give reasons • Use complex sentence structures and demonstrate you know word order rules <p>Resources</p> <ul style="list-style-type: none"> • Speaking test booklets • Revision guides • After-school classes • AQA website – past papers • Past papers completed at school • WAGOLL • Thisislanguage.com <p>Remember</p> <ul style="list-style-type: none"> • Every word you learn could be a point in the exam • That one point could move you up a grade |
| <p>Music OCR J536/05</p> | <p>Listening Paper: Includes 8 questions of unfamiliar listening on the four Areas of Study. There will be 2 questions for each Area of Study. There will be an extended writing question and two score-based questions. Total marks available: 80. 40% of GCSE.</p> <p>Areas of Study</p> <p>Area of Study 2: Concerto Through Time</p> <ul style="list-style-type: none"> - Baroque Solo and Concerto Grosso - Classical Concerto - Romantic Concerto <p>Area of Study 3: Rhythms of the World</p> <ul style="list-style-type: none"> - Samba, African Drumming, Calypso - Bhangra, Indian Classical - Greek, Israel & <p>Palestine Area of Study 4: Film</p> <p>Music</p> <p>Area of Study 5: Development of Popular Music</p> <ul style="list-style-type: none"> - Rock n'Roll - Rock Anthems - Pop Ballads - Solo Artists | <p>Key Advice</p> <ul style="list-style-type: none"> • Learn key musical terminology that is specific to each Area of Study and sub-topic and other generic musical vocabulary • Listen to examples of each style of music studied <p>Resources</p> <p>Google Classroom provides:</p> <ul style="list-style-type: none"> • Knowledge Organisers for all sub-topics • OCR GCSE Music Virtual Textbook via YouTube • Playlists for each Area of Study via YouTube • Students have access to Focus on Sound including an online musical dictionary with lessons and quizzes on a range of applicable topics. Links are available through Google Classroom. • OCR GCSE Music Revision Guide ISBN: 978-1785581618 <p>Remember</p> <ul style="list-style-type: none"> • Look for clues to questions during your reading time. • Highlight key terms as the questions are read to you. • Divide the questions between the number of times the extract is played • Plan your answer to the extended writing question • Do not turn the page until the next question is read to you! |

| | | |
|---|---|---|
| <p>Computer Science</p> <p>WJEC Eduqas GCSE (9-1) in COMPUTER SCIENCE</p> | <p>Written Paper</p> <p>Component 1: Understanding Computer Science Written examination: 1 hour 45 minutes 50 % of the qualification This component investigates hardware, logical operations, communication, data representation and data types, operating systems, principles of programming, software engineering, program construction, security and data management and the impacts of digital technology on wider society.</p> <p>Paper 2 Component 2: Computational Thinking and Programming On-screen examination: 2 hours 50% of the qualification</p> <p>You will be required to code in Python. You will need to know data structures, data types, security and authentication. Searching and Sorting Methods will also be covered.</p> | <p>Key Advice</p> <ul style="list-style-type: none"> ● Learn key terminology such as IDE and know what they mean. ● To practice programming each week as you have to learn the code off by heart. ● Use practice questions and past papers. Look at the mark schemes to see what the exam board wants not what you think. <p>Resources</p> <ul style="list-style-type: none"> ● Newbies: www.csnewbs.com ● Revision tasks for component 2 on Google Classroom ● Revision booklets and sheets on Google Classroom and these have been printed for each topic. ● Flashcards ● Questions by Questo and homework booklets. ● Craig’N’Dave videos on YouTube (these are OCR spec but cover most of what we do) <p>Remember</p> <ul style="list-style-type: none"> ● Each mark in a question needs a full-sentence answer. ● Write down the Binary & HEX scale as soon as you start the exam. ● Some of the programming exam can be memorized so practice it! |
|---|---|---|

| | | |
|--|---|--|
| <p>Media Studies</p> <p>WJEC</p> <p>Eduqas</p> <p>C680QS</p> | <p>Component 1: Exploring the Media Written examination 1 hour 30 minutes 40% of qualification Section A: Exploring Media Language and Representation Two questions on either magazines, marketing (film posters), newspapers, or print advertisements.</p> <p>One question assessing media language about one set product</p> <p>One two-part question assessing representation about one set product and one unseen resource in the same media form.</p> <p>Section B: Exploring Media Industries and Audiences This section assesses two of the following media forms: film, newspapers, radio, and video games. It includes one-stepped questions on media industries one stepped questions on audiences.</p> <p>Component 2: Understanding Media Forms and Products Written examination 1 hour 30 minutes 30% of qualification Section A: Television one question on either media language or representation, which will be based on an extract from your set television programme. You will see the extracts in the exam.</p> | <p>Key Advice:</p> <ul style="list-style-type: none"> ● Know all the set texts in depth. ● Know the theoretical concepts you will be questioned on e.g. i.e. for 'This Girl Can' and 'Quality Street' know the adverts in terms of context, media language and representation ● Make sure you can recall factual information on set products E.g. Who owns 'The Sun'? Who regulates the gaming industry in the UK? ● Make sure you know the theories of Propp, Todorov and the Uses and Gratifications Theory. <p>Resources:</p> <ul style="list-style-type: none"> ● Set product Fact Sheets ● Notes from lessons in your books. ● Revision PowerPoints - On Google Classroom ● Additional revision resources on Google Classroom ● Revision Guide <p>Remember:</p> <ul style="list-style-type: none"> ● Attend period 6 with your teacher in order to complete NEA work to the highest standard ● You will be asked to apply your learning in a variety of ways and incorporate the opinions of media theorists (Barthes' Enigma Code, Prop's character types, Blumler and Katz audience Use and Gratifications). Know who these are and how they apply to your set products. ● Answer ALL of the questions and look at the amount of marks as your guide for timings and the amount that you should write. |
|--|---|--|

Unit 1 - Introduction to Business and Enterprise [40% of qualification]

- This unit gave students an understanding of what it means to be an entrepreneur and how businesses are organized. It also gave students knowledge of marketing, operations, management and internal/external influences that affect businesses
- The external assessment will be in the form of a written examination, which will assess the Learner's knowledge and understanding of content from Unit 01.
- Exam Paper is split into **3 sections**:
 - Section 1 is multiple choice questions
 - Section 2 is short-medium response style questions
 - Section 3 is 3 long response-style questions
- A variety of assessment styles will be used, including multiple-choice, short-answer and extended-response questions. This will enable learners to demonstrate their breadth of knowledge and understanding of the subject and ensure achievement at the appropriate level, including stretch and challenge.
- As far as possible, real-world case studies and contexts, which are relevant to the sector, will be used. This is to engage and stimulate learners under examination conditions and to facilitate the drawing out of a wide range of knowledge and skills developed throughout their learning.
- All questions will be compulsory, with available marks clearly identified.
- Hour 30 mins to complete an 80-mark question paper.
- All the teaching and learning for Unit 1 was delivered in Year 10!

- Grades awarded are as follows:


| Old GCSE Grading Structure | New GCSE Grading Structure | V Cert Grading Structure | |
|----------------------------|----------------------------|--------------------------|--------|
| A* | 9 | Level 2 | D* 8.5 |
| A | 8 | | D 7 |
| B | 6 | | M 5.5 |
| C | 5 | | P 4 |
| | 4 | Level 1 | |
| D | 3 | | D* 3 |
| E | 2 | | D 2 |
| F | 1 | | M 1.5 |
| G | | | P 1 |
| U | U | NYA (not yet achieved) | |

Key Advice

- Ensure that you have completed all your summer revision booklets, this will help you maintain the knowledge learnt in Year 10
- Can read your flashcards once a week per topic to maintain your memory until the exam has been sat
- Attend **ALL** period 6 sessions so that you can recall, complete past paper questions and revise areas that may need focusing on, Period 6 sessions from Sep-Nov will be purely on exam techniques and past paper questions
- Use practice questions and past papers. Look at the mark schemes to see what the exam board wants not what you think
- Know the various command words so that you can structure your response accordingly - these are on Google Classroom if you have misplaced the sheet!


Resources

- Teaching PowerPoints are on Google Classroom - refer to this at all times
- Class notes and assessment folder
- There is a textbook that you can purchase to aid your learning

**Remember**

- Each mark in a question needs a full-sentence answer, be guided by the marks.
- Read the questions carefully and keep a note of your time allocations per section
- Make sure that you prepare thoroughly - preparation is key, do not leave studying to the last week or a few days before the exam! You can make up your own flashcards, team up with friends/family and get them to ask you questions
- Answer every question, never leave a question blank; give an educated answer you never know you may pick up marks for understanding!

| | | |
|--|--|--|
| | <p>Unit 2 - Understanding resources for business and enterprise planning [60% of qualification] 21 hours to complete a synoptic project in class time -regardless if this is incomplete they are not allowed an extension</p> <ul style="list-style-type: none"> The internal assessment will be in the form of a synoptic project; this will test the learners' ability to respond to a real-world situation. This will be externally set by NCFE; a different synoptic project brief will be released every December with a January start and roughly a March/April Completion deadline. This project will assess the learners in each of the Assessment Outcomes - AO1 Recall knowledge and show understanding, AO2 Apply knowledge and understanding and AO3 Analyse and evaluate knowledge and understanding. This unit looks at business planning, including research, resource planning and growth. It will help learners develop knowledge of Human Resources and Finance and how they support business and enterprise planning All learners will only be allowed to do this during class time under exam-style conditions Open-book policy - students can refer to notes available to them and the Internet but cannot ask guidance from the class teacher, they have to complete and submit the project themselves, they are not allowed to work on this outside of school, special log-ins will be provided for them. | |
| <p>Health and Social Care</p> <p>Pearson BTEC Tech Award Level 1/2</p> | <p>The course is broken down into three components and is completed over the two-year course.</p> <p>Component 1 - Human Lifespan Development (30% Coursework - completed in year 10)</p> <ul style="list-style-type: none"> Development through the life stages Life Events <p>Component 2 - Health and Social Care Services and Values (30% Coursework - completed in year 10)</p> <ul style="list-style-type: none"> Health & Social Care Services used Care Values Role Play <p>Component 3 - Health and Wellbeing (40% Exam - 2 hours - completed in year 11)</p> <ul style="list-style-type: none"> Factors affecting health & wellbeing Interpreting health indicators Creating an improvement plan | <p>Key Advice</p> <ul style="list-style-type: none"> Know the key command words for each of the assessment criteria e.g. describe, analyse, evaluate Meet the deadlines set for coursework Keep revising over keywords, factors and sources of support. They are applied throughout the course. Attend period 6 to complete coursework and gain further support. Attempt all tasks to ensure you are working at the highest standard. <p>Resources</p> <ul style="list-style-type: none"> Google Classroom - all assignment tasks, lesson plans, and exam papers are available Class notes - use your books to help write assignments and revise Internet research - newspapers, YouTube, NHS website BTEC website https://qualifications.pearson.com/en/qualifications/btec-tech-awards/health-and-social-care.html |

| | | |
|---|--|--|
| | | <p>Remember</p> <ul style="list-style-type: none"> ● Meet the deadlines for coursework Attend period 6 when invited ● Keep revising all components in preparation for the exam. |
| <p>IT: Creative Media L1/2</p> <p>OCR</p> | <p>Exam unit R093: Creative iMedia in the media industry.</p> <p>Worth 40% towards the final grade.</p> <p>Topics include:</p> <ul style="list-style-type: none"> ● The media industry ● Factors influencing product design ● Pre-production planning ● Distribution considerations. <p>Exam date: Monday 10th June PM.</p> <p>NEA unit R094: Visual identity and digital graphics.</p> <p>Worth 25% towards the final grade.</p> <p>Topics include:</p> <ul style="list-style-type: none"> ● Develop visual identity ● Plan digital graphics for products ● Create visual identity and digital graphics. <p>Resubmission deadline: Thursday 21st September 2023.</p> <p>NEA unit R097: Interactive digital media</p> <p>Worth 35% towards final grade.</p> <p>Topics include:</p> <ul style="list-style-type: none"> ● Plan interactive digital media ● Create interactive digital media ● Review interactive digital media. <p>Deadline: Thursday 7th March 2024.</p> | <p>Key Advice</p> <ul style="list-style-type: none"> ● Know the key command words for each of the assessment criteria e.g. describe, analyse, evaluate ● Meet the deadlines set for coursework so you do not fall behind ● Attempt all tasks in full detail to ensure you are working at the highest standard. <p>Resources</p> <ul style="list-style-type: none"> ● Google Classroom - all assignment tasks are split into each LO, revision books and past exam papers. ● Revise using class notes and the revision book. ● Learn keywords and be able to give an example relating to a creative scenario ● PG online Clear Revise OCR Creative iMedia revision book.  <p>Remember</p> <ul style="list-style-type: none"> ● Attend period 6 to make sure coursework is up to date and completed for the deadline. |

Design
Technology

AQA
8552

Paper 1 – 50% - 2 hours

SECTION A – Core Technical Principles

A mixture of multiple choice and short answer questions assessing a breadth of technical knowledge and understanding

- Mechanical Devices
- Sustainability / Environment
- Timbers
- Polymers
- Metals
- Paper and Board
- CAD / CAM
- Textiles (Fabrics)
- Electronics and Systems
- Modern and Smart Materials

SECTION B – Specialist Material Area Chosen material area to study. (paper and board, timber, polymer or metal)

A material investigated in detail. Knowing how it is made from the raw material (process), types and properties, tools, equipment, processes stock form, finishes etc.

SECTION C – Designing and Making Principles

Questions on Designing and its process. Work of Others and Communication Techniques.

NEA – Coursework – 50%

Substantial design and make task

A3 20 pages Assessment criteria:



- Identifying/investigating design possibilities
- Producing a design brief and specification
- Generating design ideas
- Developing design ideas
- Realizing design ideas
- Analysing & evaluating

Key Advice

- Section A is multiple-choice questions.
- Revise all the different types of your chosen material and their properties.
- Use your design journal notes to revise
- Know the key process of how your material is produced from its raw material.
- Learn keywords/vocabulary for each revision topic.
- Look over past exam questions in your journals. Attend all period 6s and meet all deadlines set for your NEA.
- Buy a revision guide, available through your DT teacher

Resources

- GCSE Revision Journal
- AQA Text Book – on Google classroom
- Technologystudent.com
- BBC bitesize revision
- Revision Booklets
- Technology student
- Pocket-Sized Revision Guide- GCSE DT



Remember

Your NEA (Coursework) has to be completed and handed in to your teacher by **March in Y11.**

| | | |
|-----------------------|---|--|
| <p>Art</p> <p>OCR</p> | <p>Unit 1: Coursework Portfolio (J171) 60% of GCSE /120 marks</p> <p>The culmination of Year 10 and the first term of Year 11. All preparatory work and the final piece completed in the Mock Exam held in December, with the students returning to finalize this unit in April. It is imperative that every possible mark is attained from this unit and so perseverance is crucial over the two years.</p> <p>Unit 2: Externally Set Task/Examination 40% of GCSE / 80 marks</p> <p>All preparatory work and final exam pieces are then submitted in mid-April with no extended deadlines.</p> <p>Both unit 1 and unit 2 are internally assessed with an external moderation of all grades. The units are added together to obtain the final grade.</p> | <p>Key Advice</p> <ul style="list-style-type: none"> • Attending all period 6 sessions is vital as the work you produce enhances your opportunities for success. • Homework plays a crucial role in supplementing the work created in class, whether the homework is new preparatory work or finishing off a specific task already started. • Focus in class, with direction and purpose is paramount for swift progress to take place. Take responsibility, showing commitment, effort and resilience. <p>Resources The OCR art and design website offers examples to help pupils.</p> <ul style="list-style-type: none"> • www.bbcbitesize GCSE art and design • www.studentartguide.com • www.tate.org.uk • The Department is well-resourced with good models and visuals of successful projects at both GCSE and A Level Fine Art; use these for inspiration and support <p>Remember</p> <ul style="list-style-type: none"> • A Level Art with Science, Maths and Technology • The STEM to STEAM movement is surging! STEAM is an educational approach to learning that uses the Arts alongside Science, Technology, Engineering and Maths to create learners of a higher calibre, with inquiring minds and greater critical thinking. • The results are students who take thoughtful creative risks, engage in experiential learning, persist in problem-solving, embrace collaboration, and work through the creative process. These are the innovators, educators, leaders, and learners of the 21st century! Could you be one of these? |
|-----------------------|---|--|

| | | |
|--|---|--|
| <p>Hospitality and Catering</p> <p>WJEC</p> <p>Level 1 and Level 2</p> | <p>Unit 1- 40%- Examination The Hospitality and Catering Industry 1 hour and 30 minutes - 90 marks</p> <p>Unit 2- 60%- Coursework Hospitality and Catering in Action</p> <p>What's assessed Unit 1-examination LO1 Understand the environment in which hospitality and catering providers operate. LO2 Understand how hospitality and catering provisions operate LO3 Understand how hospitality and catering provision meets health and safety requirements LO4 Know how food can cause ill health LO5 Be able to propose a hospitality and catering provision to meet specific requirements</p> <p>Unit 2- coursework LO1 understand the importance of nutrition when planning menus LO2 understand menu planning LO3 be able to cook dishes</p> | <p>Key Advice:</p> <ul style="list-style-type: none"> • Use your Hospitality & Catering work booklets to make notes and revise. • Practice at home to improve cooking and presentation skills. • Look at the recipes included in the GCSE Cookbook that is available on Google Drive. <p>Resources:</p> <ul style="list-style-type: none"> • NEA Digital resource book. • WJEC Website • BBC Bitesize (Hospitality) <p>Remember</p> <p>Your coursework has to be complete and handed in to your teacher by March in Y11</p> <div data-bbox="1018 902 1364 1384" data-label="Image"> </div> |
|--|---|--|

Deadlines for NEA (Non-exam assessment)

Year 11

If your child studies any of the following subjects, they must meet the deadlines for each milestone. If they miss of these, they are likely to not be awarded a grade in that subject.

| Subject | Milestones to be met | Deadline | Milestones to be met | Deadline | Milestones to be met | Deadline | Milestones to be met |
|-----------------------------------|---|--|--|--------------------|--|--------------------|---|
| Creative iMedia | R094 Digital Graphics coursework Task 1 | 14th Nov 2024 | R094 Digital Graphics coursework Task 2 | 30th Jan 2025 | R094 final deadline/resubmission after feedback given. | 13th Feb 2025 | |
| NCFE Interactive Media | Synoptic assessment | 4th April 2025 | | | | | |
| Art | 60% Coursework Deadline | 25th October 2024 | Completion of any incomplete work from year 10, including an A2 final piece. | 29th November 2024 | Create a new design (an A2 final from year 11 mock exam) based on the same topic started in year 10, enhance the design with new materials and artist (s). | 13th December 2024 | Final completing of all evidence of work based on a project started in year 10. This also includes an A2 final piece from year 10 and a new A2 design complete during mock exam in year 11. |
| Hospitality & Catering | 60% coursework deadline | 7th April 2025 | | | | | |
| Media Studies | Final draft of coursework (pupils have access to Canva and should be completeing this in their own time at home) | 25th October 2024 | Final completion of coursework to be submitted to exam board | 29th November 2024 | Revision of Component 1 and introduction of Newspapers | 19th December 2024 | |
| DT | Final GCSE coursework deadline: 20 slides | 7th April 2025 | | | | | |
| Health & Social Care | Controlled assessment for Component 2. Pearson Set Assignment (PSA) released on 1st September. Students research information and prepare notes in lessons, with time dedicated to completing the assessment | Assessment window: 1st September - 15th December | | | | | |

Important Dates 2024 - 2025

Mock Exams 1: 4th November – 15th November

Report 1 Issued: 4th December

Parents' Evening: 5th December 3:45pm – 6:15pm

Mock Exams 2: 24th February – 7th March

Report 2 Issued: 27th March

GCSEs Commence: 12th May

All GCSEs concluded by 25th June

Results Day: Thursday 21st August